

PAN ATLANTIC

RESEARCH

PO Box 527
Portland, Maine 04112
(207) 221-8877

www.panatlanticresearch.com

69th OMNIBUS
POLL™

“The Benchmark of Maine Public Opinion”

May, 2026

Table of Contents

PAN ATLANTIC RESEARCH

I. Background	3
II. Methodology	4
III. Poll Results	
<i>National and State Political Climate</i>	7
<i>2026 U.S. Senate Election</i>	13
<i>2026 Gubernatorial and CD-2 Primaries</i>	17
<i>Political and Economic Issues</i>	23
IV. Demographics of the Sample	30

I. Background

PAN ATLANTIC RESEARCH

- Pan Atlantic Research is a Portland, Maine based, **independent** marketing research and consulting firm which is currently in its 40th year of successful operation.
- This Omnibus Poll is the **69th** poll in a series of statewide polls conducted by Pan Atlantic Research on public policy, business, economic, and technology issues.
- Information contained in the Omnibus Poll is developed and intended for clients of Pan Atlantic Research, the media, and the general public.
- **The research conducted for this Omnibus Poll Report was not commissioned or paid for by any clients or other parties.** Proprietary research collected on other matters for clients is not included in this report and is the sole property of those clients who commissioned it.
- For further information about the poll or usage thereof, please contact Jason Edes, President, at (207) 221-8877 or by email at jedes@panatlanticresearch.com.

II. Methodology

PAN ATLANTIC RESEARCH

- The 69th Pan Atlantic Research Omnibus Poll™ was conducted between May 8th and May 18th, 2026.
- A randomly selected sample of 1097 Mainers age 18 or older was recruited online using a panel provided by our vendor partner Dynata, a highly respected national research panel provider. Respondents who indicated that they were "likely," "very likely", or "certain" to vote in November 2026 were asked all questions on the survey, while others were asked only for demographic information for weighting purposes.
- Data were weighted using US Census Bureau data to match the composition of Maine's voting-age population based on Congressional District, age, education, and gender.
- **The result is a sample of 827 likely voters, with a margin of sampling error of 3.7% at the 95% confidence level.**

II. Methodology

- The full survey was administered only to those who fulfilled the following criteria:
 - Are “certain,” “very likely,” or “likely” to vote in the 2026 November election
 - Are registered to vote in Maine
 - Are ages 18 and older
- It should be noted that figures may not always equal 100.0 percent due to the rounding of decimals.

II. Methodology

PAN ATLANTIC RESEARCH

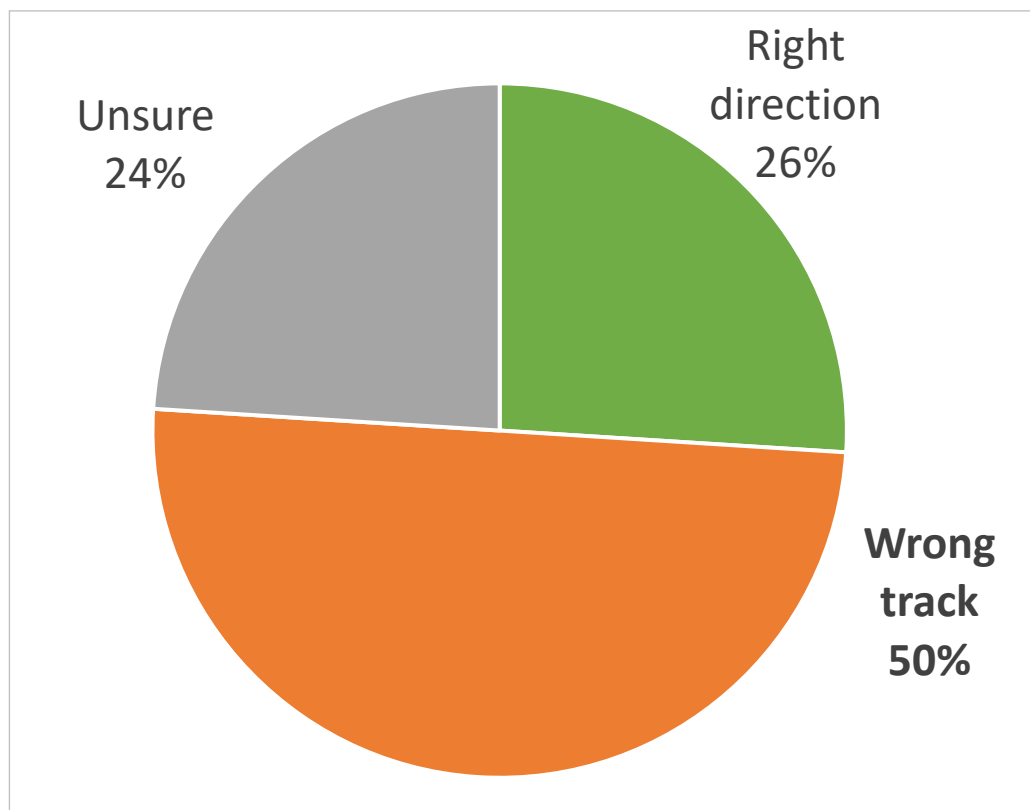
- The results are broken out by various demographic subsamples, including Congressional District, political party affiliation, age, education, income, and gender. The margins of error for specific sub-samples are higher than the $\pm 3.7\%$ margin of sampling error for the entire sample.
- Finally, we note that as with all surveys, these results are indicative of public opinion at a singular point in time and do not seek to project final election results.

III. Pan Atlantic 69th Omnibus Poll Results:

National and State Political Climate

Direction of the State

Half of respondents (50%) indicated that they feel that things in the State of Maine are off on the “wrong track,” while 26% feel that things are generally headed in the “right direction.”

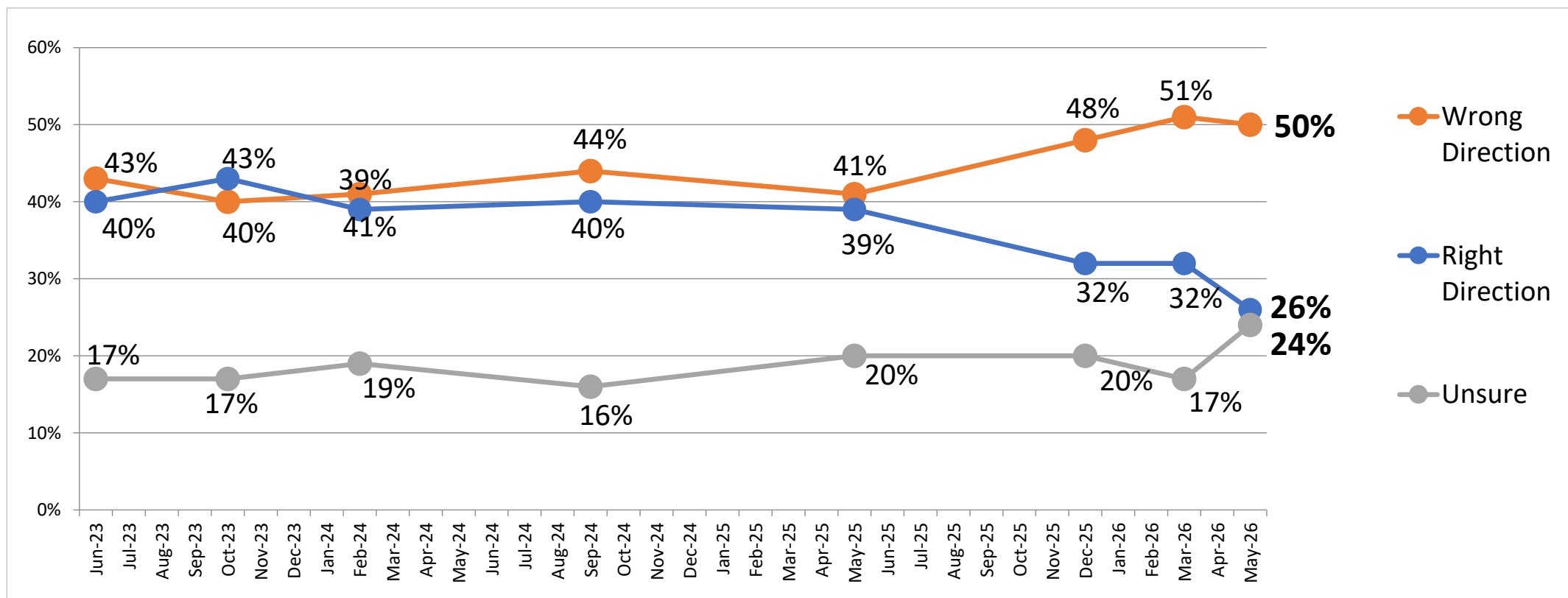


- This is the second consecutive poll in which at least 50% of respondents have selected “wrong track.”
- 24% of respondents are “unsure” on this question.
- 41% of Democrats said that the state is headed in the right direction compared to 28% of Republicans and only 11% of Independents.

- *All in all, do you think things in the State of Maine are generally headed in the right direction, or do you feel things are off on the wrong track? [All likely voters; n=827]*

Direction of the State - *Trend*

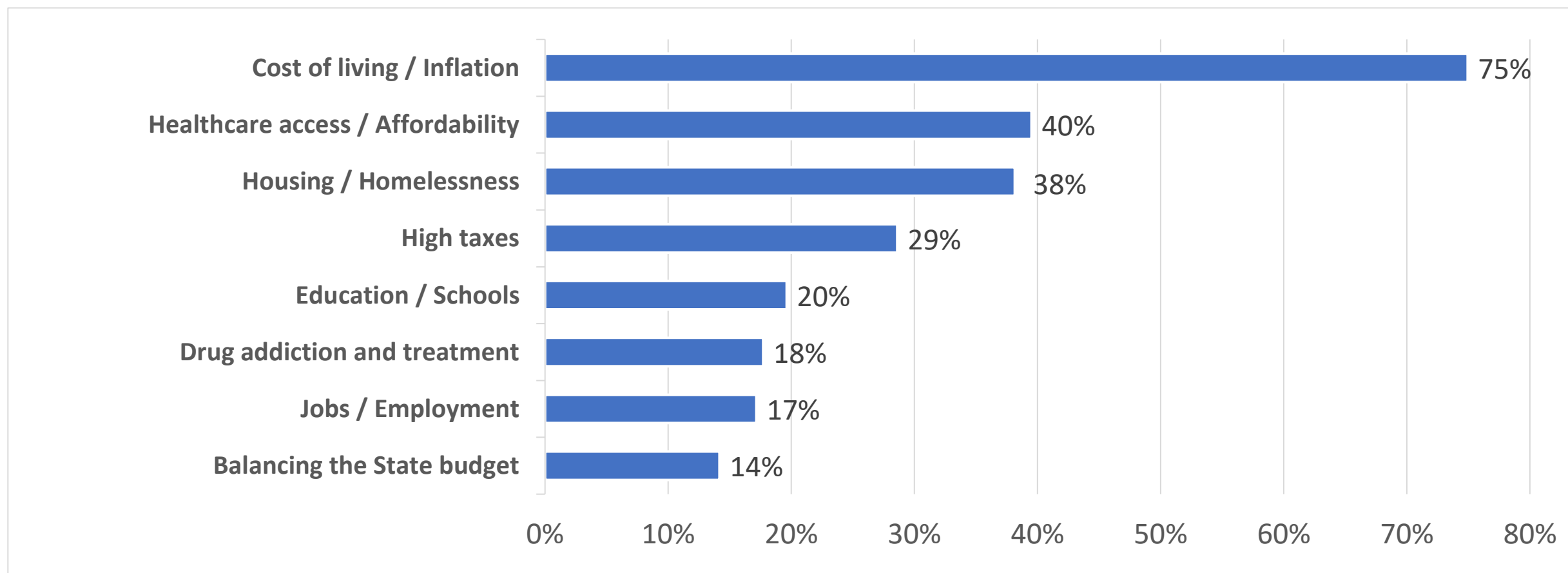
Since June of 2023, the proportion of respondents perceiving that the State is headed in the right direction has declined from 40% to 26%.



- *All in all, do you think things in the State of Maine are generally headed in the right direction, or do you feel things are off on the wrong track? [All likely voters; n=827]*

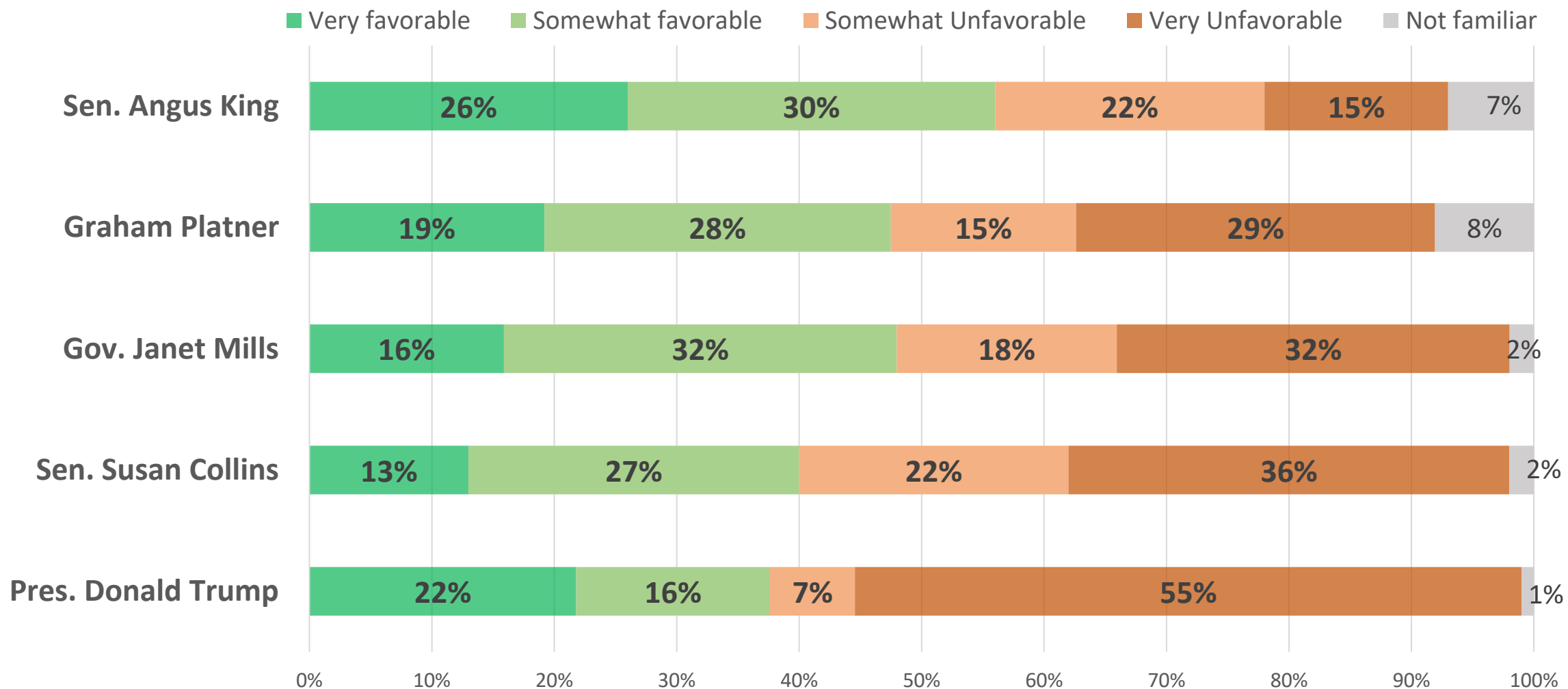
Key Issues Facing the State of Maine – Top 3 Issues Combined

Respondents most frequently named (1) Cost of living / Inflation, (2) Healthcare access / Affordability, and (3) Housing / Homelessness as the most important issues facing the State of Maine today. Data below represents the sum of respondents' top three issues.



- *What do you think are the **three** most important issues facing the State of Maine today? [All likely voters; n=827]*

Favorability Ratings – National and State Political Figures



- *The following are the names of some people holding public office in Maine and nationally. For each person, please indicate whether you have a “very favorable”, “somewhat favorable”, “somewhat unfavorable”, or “very unfavorable” opinion of them. If you aren’t familiar with that person, check the box saying “not familiar.” [All likely voters; n=827]*

Net Favorability, Maine Political Figures

(% Favorable - % Unfavorable)

Sen. Angus King	+19
Graham Platner	+3
Governor Janet Mills	-2
Sen. Susan Collins	-18
Pres. Donald Trump	-23

- Among the political figures tested, **Senator Angus King (+19)** and **Graham Platner (+3)** hold positive net favorability ratings, while **Governor Janet Mills (-2)**, **Senator Susan Collins (-18)**, and **President Donald Trump (-23)** have net unfavorable ratings among likely voters.

- *The following are the names of some people holding public office in Maine and nationally. For each person, please indicate whether you have a “very favorable”, “somewhat favorable”, “somewhat unfavorable”, or “very unfavorable” opinion of them. If you aren’t familiar with that person, check the box saying “not familiar.” [All likely voters; n=827]*

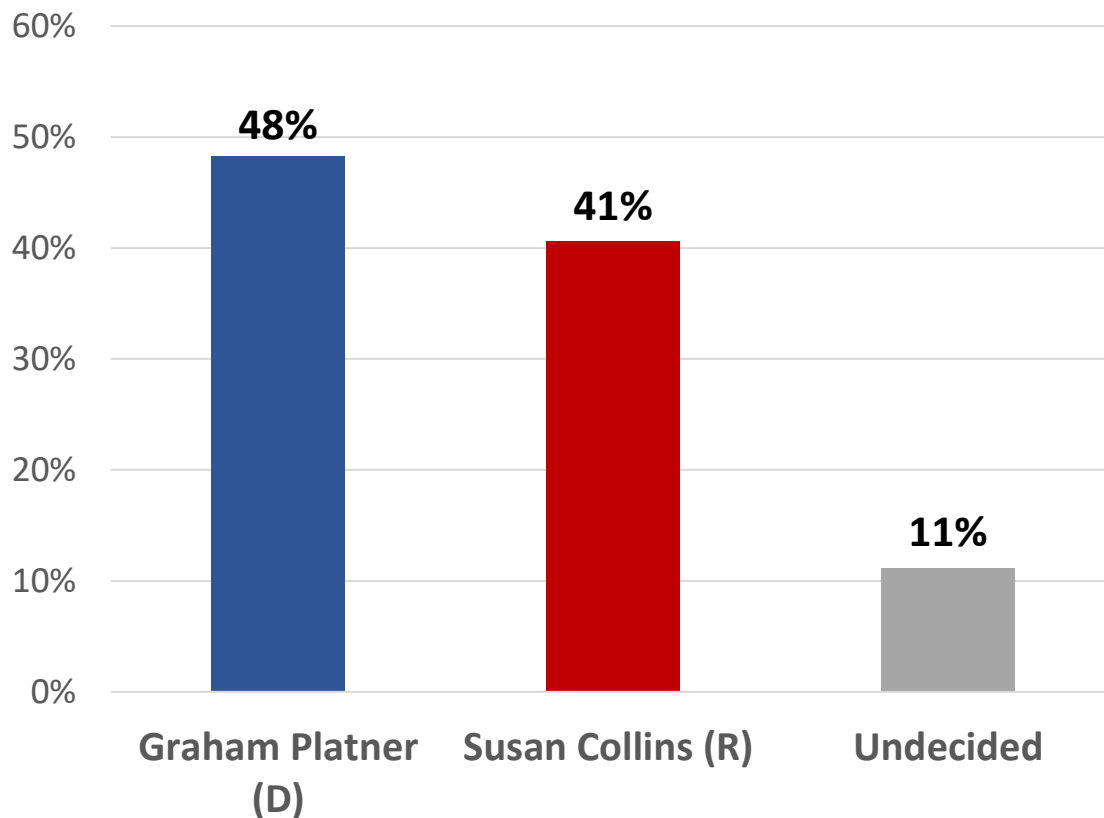
III. Pan Atlantic 69th Omnibus Poll Results:

2026 U.S. Senate Election

U.S. Senate General Election

Current polling shows presumptive Democratic nominee Graham Platner leading Senator Susan Collins by 7 points in the general election for Senate.

U.S. Senate Election: Platner-Collins



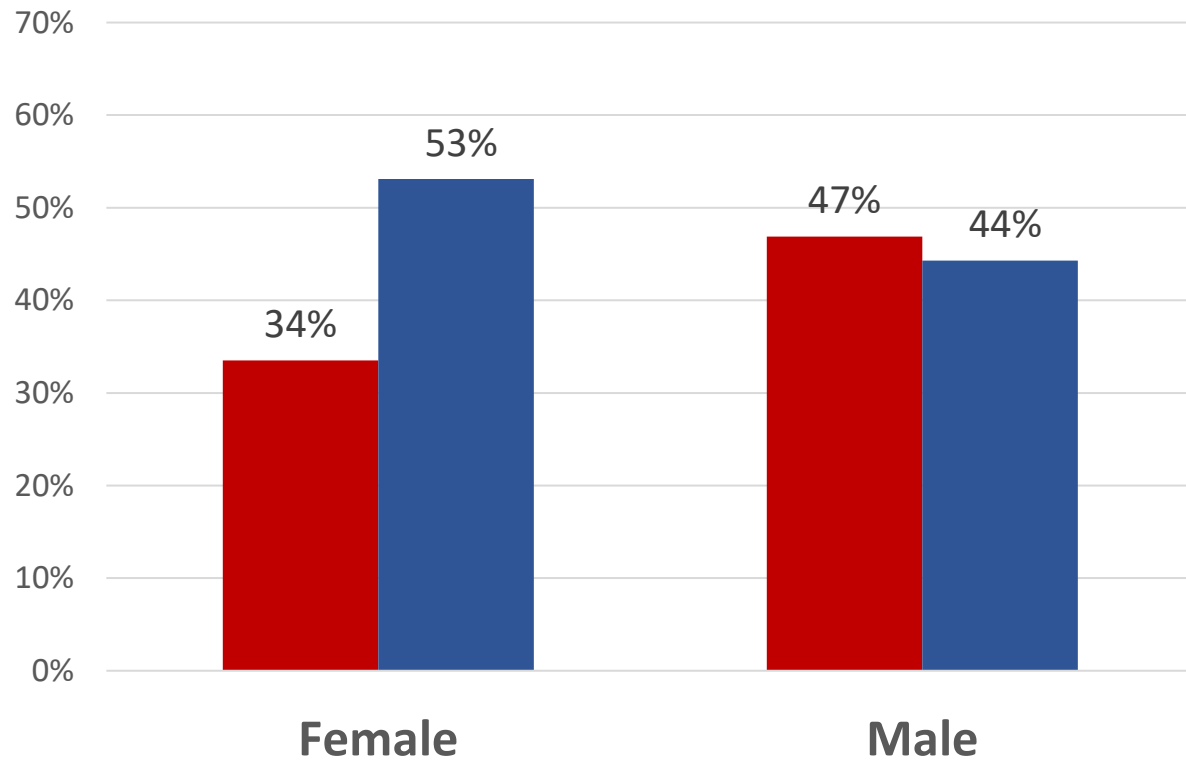
- 11% of respondents indicated that they are currently undecided.
- Collins leads Platner 45%-41% among likely voters in the 2nd Congressional District, while Platner leads Collins 56%-36% in CD-1.
- Support varied notably by gender, level of education, and party registration, as shown on the following pages.

- *If the 2026 election for U.S. Senate were held today, and the candidates were Graham Platner (Democrat) and Susan Collins (Republican), for whom would you vote? [All likely voters; n=827]*

U.S. Senate Election – Key Demographics

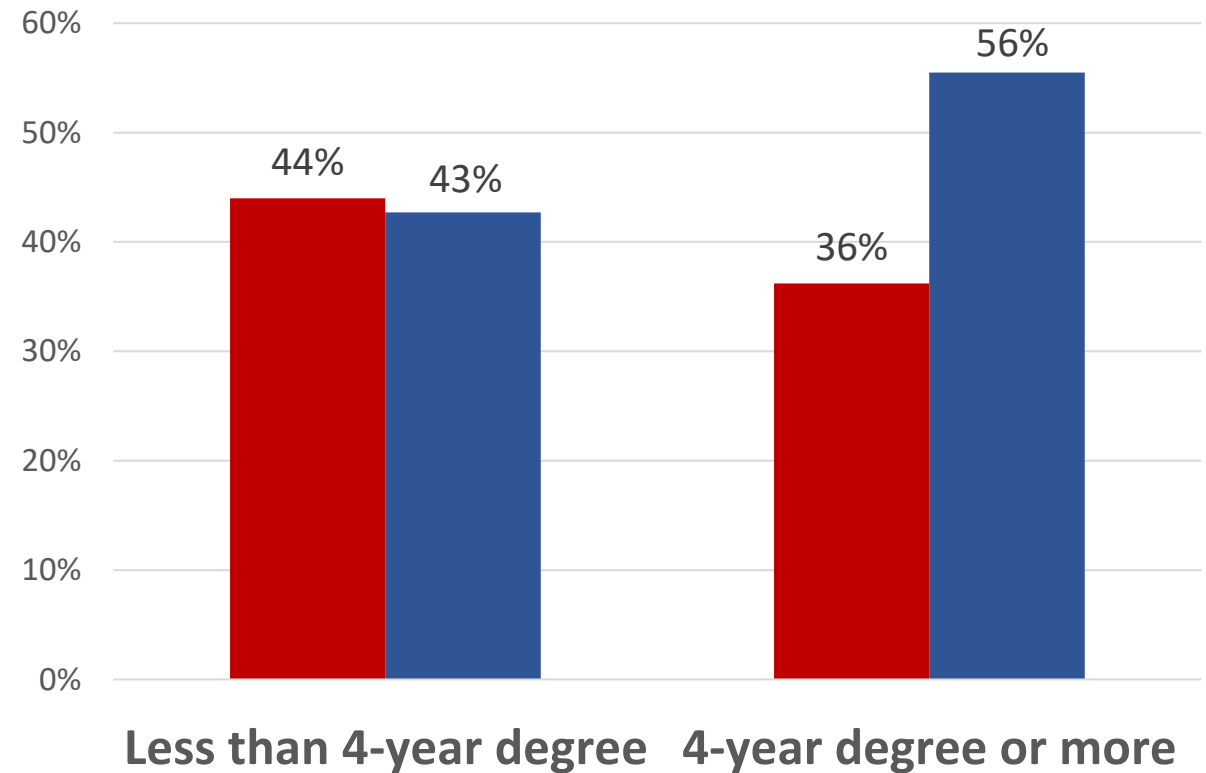
Support by Gender

■ Collins ■ Platner



Support by Education

■ Collins ■ Platner

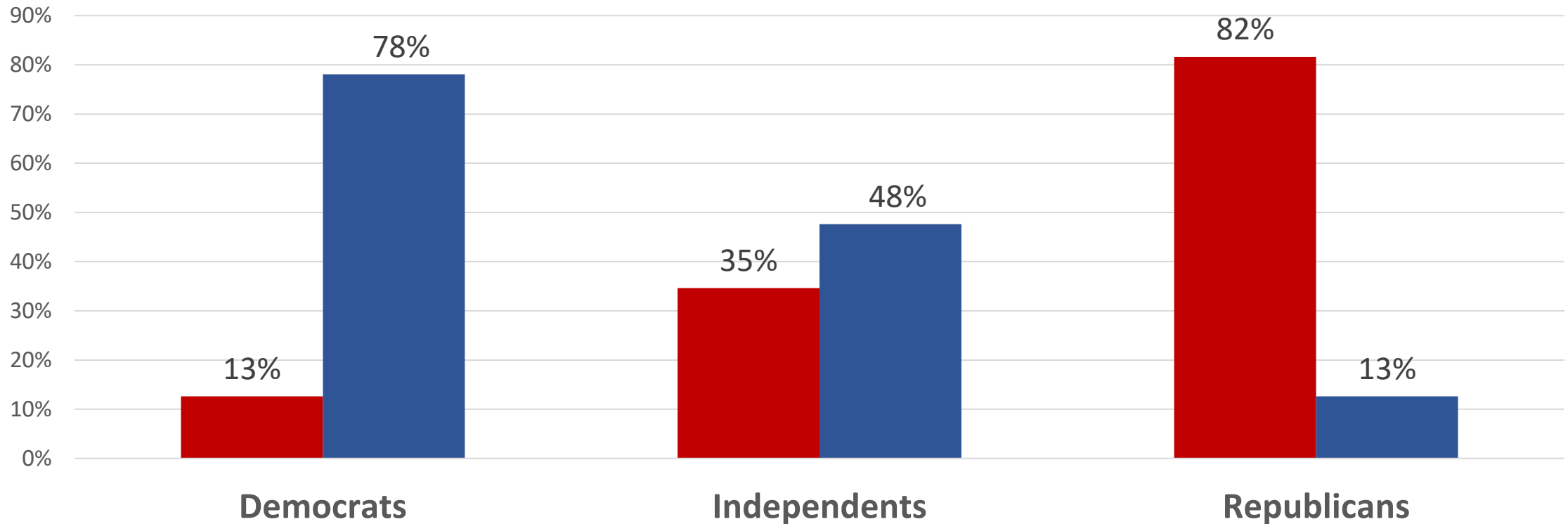


• If the 2026 election for U.S. Senate were held today, and the candidates were Graham Platner (Democrat) and Susan Collins (Republican), for whom would you vote? [All likely voters; n=827]

U.S. Senate Election – Key Demographics

Support by Party Registration

■ Collins ■ Platner



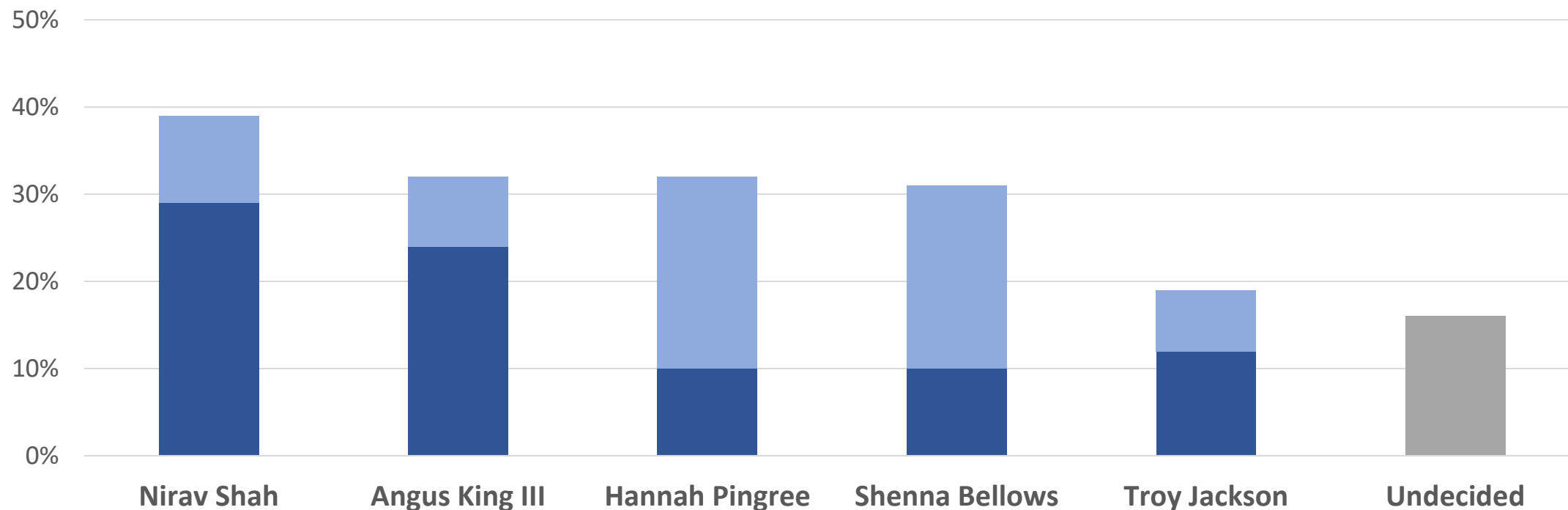
- *If the 2026 election for U.S. Senate were held today, and the candidates were Graham Platner (Democrat) and Susan Collins (Republican), for whom would you vote? [All likely voters; n=827]*

III. Pan Atlantic 69th Omnibus Poll Results:

2026 Gubernatorial and CD-2 Primaries

Democratic Gubernatorial Primary

Nirav Shah (29%) and Angus King III (24%) lead the field in first-choice support among Maine Democrats in the Gubernatorial primary.



	Nirav Shah	Angus King III	Hannah Pingree	Shenna Bellows	Troy Jackson	Undecided
Top-2 Appearance	39%	33%	32%	31%	18%	16%
% 1st choice	29%	24%	9%	10%	12%	
% 2nd choice	10%	8%	22%	21%	7%	

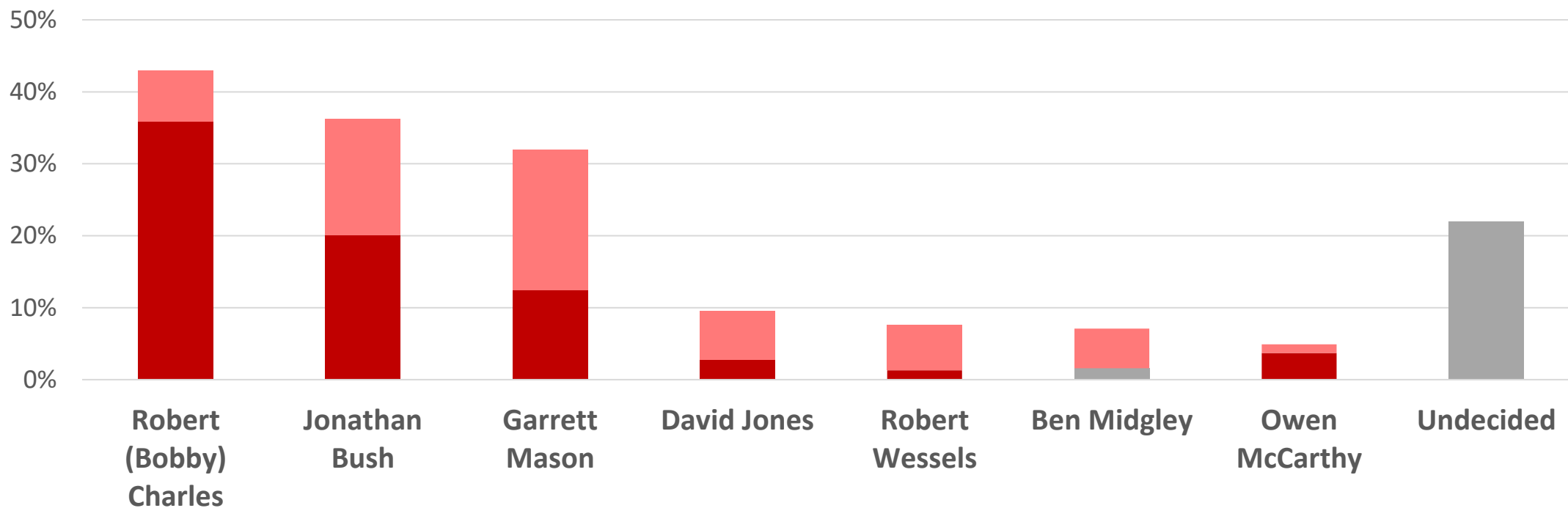
- *If the Democratic primary election for Governor were held today, which of the following candidates would be your first choice? And who would be your second choice? [Likely Democratic primary voters only; n=402]*

Voting Intentions – Gubernatorial Primaries

- Maine Democrats split their first-choice support across five candidates, with Nirav Shah (29%) and Angus King III (24%) leading the field. Troy Jackson (12%), Shenna Bellows (10%), and Hannah Pingree (9%) trail well behind, and 16% of likely primary voters remain undecided on a first choice.
- With no candidate close to a majority, under Maine's ranked-choice voting system, second-choice preferences will determine the winner. In a simulated RCV count, Shah finishes ahead of King in the final round by roughly ten points among ballots still in play.
- *If the Democratic primary election for Governor were held today, which of the following candidates would be your first choice? And who would be your second choice? [Likely Democratic primary voters only; n=402]*

Republican Gubernatorial Primary

Bobby Charles (36%) has a sizeable lead in first-choice support among Maine Republicans in the Gubernatorial primary.



	Robert (Bobby) Charles	Jonathan Bush	Garrett Mason	David Jones	Robert Wessels	Ben Midgley	Owen McCarthy	Undecided
Top-2 Appearance	43%	36%	32%	10%	8%	7%	5%	22%
% 1st choice	36%	20%	13%	3%	1%	2%	4%	
% 2nd choice	7%	16%	20%	7%	6%	6%	1%	

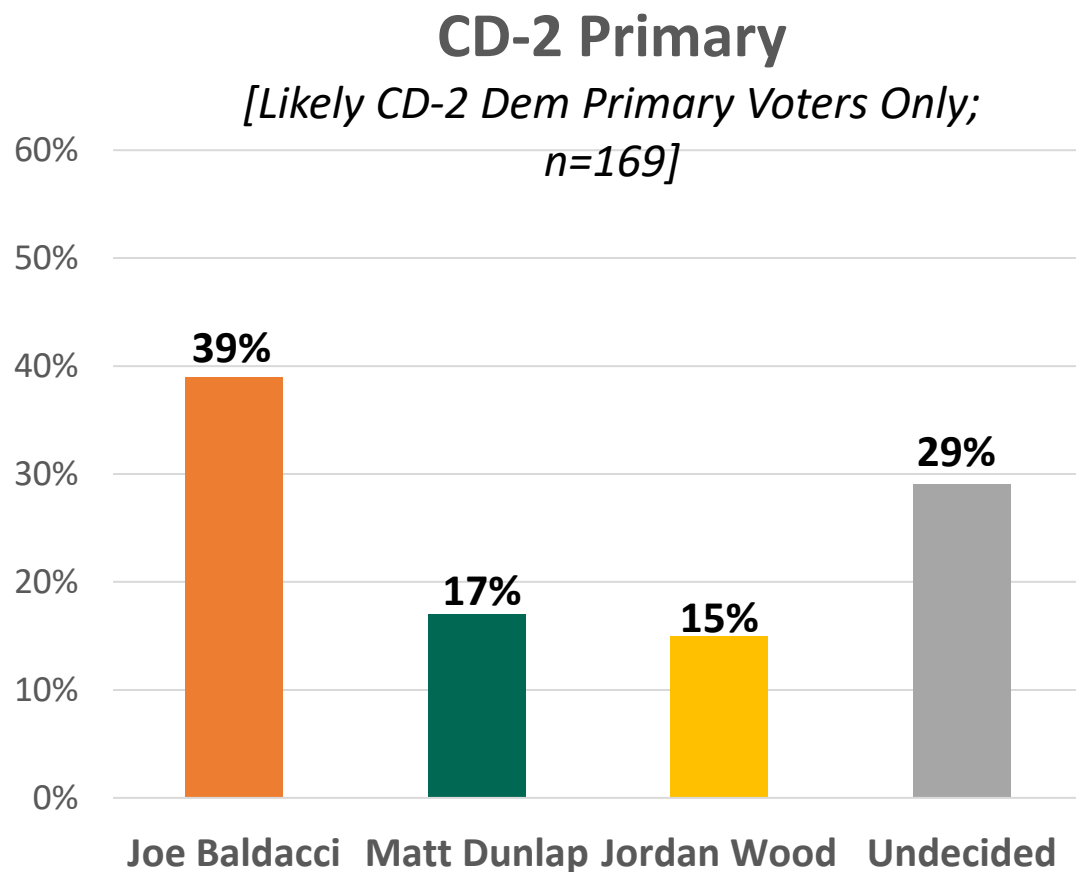
- If the Republican primary election for Governor were held today, which of the following candidates would be your first choice? And who would be your second choice? [Likely Republican primary voters only; n=287]

Voting Intentions – Gubernatorial Primaries

- Maine Republicans give Bobby Charles a sizable lead on first choice (36%), well ahead of Jonathan Bush (20%) and Garrett Mason (13%). David Jones, Owen McCarthy, Ben Midgley, and Robert Wessels each draw 4% or less. Twenty-two percent of likely Republican primary voters remain undecided on a first choice.
- Charles also wins a simulated ranked-choice count, defeating Bush in the final round. Bush gains the most from transfers — particularly from Mason's voters, who break for Bush over Charles by roughly two to one — but doesn't close enough ground to overtake the frontrunner.
- *If the Republican primary election for Governor were held today, which of the following candidates would be your first choice? And who would be your second choice? [Likely Republican primary voters only; n=287]*

2nd Congressional District Primary

In the CD-2 Congressional primary, Joe Baldacci leads Matt Dunlap and Jordan Wood by more than 20 points among likely primary voters.



- 29% of respondents indicated that they are currently undecided.
- In simulated ranked-choice counts, Baldacci wins in either the first or second round depending on the distribution of undecided voters.

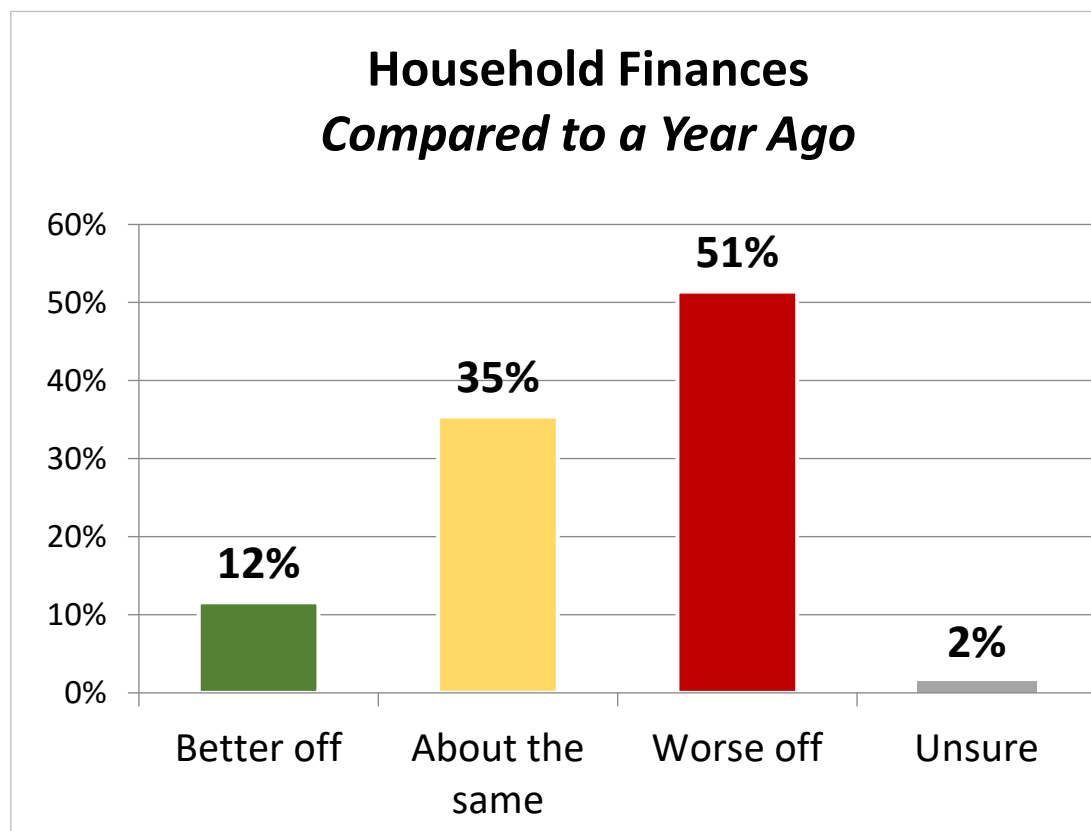
- *If the Democratic primary for U.S. Congress were held today, which of the following candidates would you support? [Likely CD-2 Democratic primary voters only; n=169]*

III. Pan Atlantic 69th Omnibus Poll Results:

Political and Economic Issues

Mainers' Household Financial Situation

More than half of Mainers (51%) say their household is financially worse off than a year ago, compared to just 12% who say they are better off.

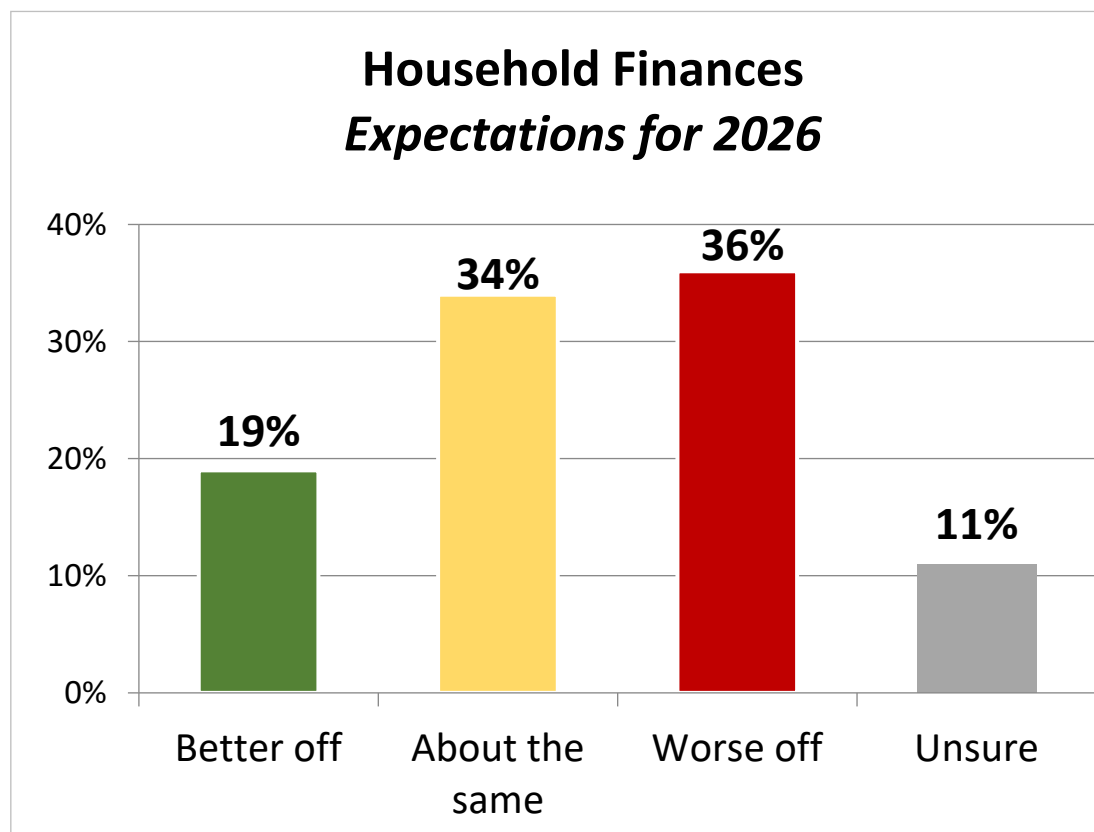


- In the February 2026 PAR Omnibus poll, 47% of Mainers described their household as financially “worse off” compared to 14% “better off.”
- Respondents across all parties were more likely to say that their household financial situation is worse than a year ago:
 - **Democrats:** 55% “worse,” 7% “better”
 - **Independents:** 56% “worse,” 11% “better”
 - **Republicans:** 40% “worse,” 20% “better”

- *Would you say that you (and your family living with you) are better off or worse off financially than you were a year ago?*
[All likely voters; n=827]

Mainers' Household Financial Situation

Looking ahead to next year, 19% expect that their financial situation will be “better off” compared to 36% who expect to be “worse off.”

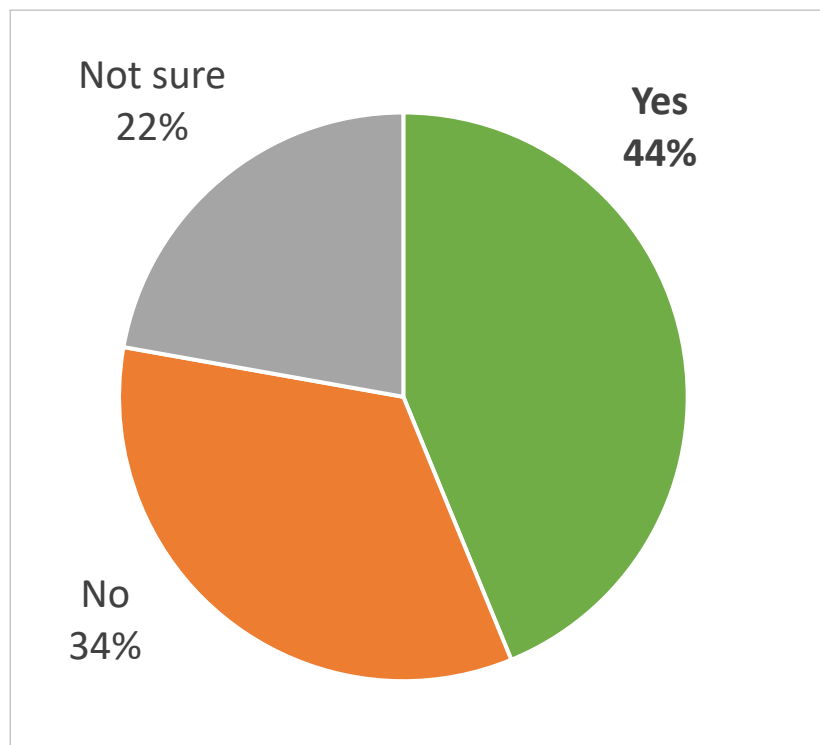


- In the February 2026 PAR Omnibus poll, 29% of Mainers said that they expected their household to be financially “worse off” next year compared to 21% “better off.”
- Democrats and Independents were more likely to say that they expect their household to be “worse off” next year; however, Republicans expect to be “better off”:
 - **Democrats:** 44% “worse,” 16% “better”
 - **Independents:** 41% “worse,” 10% “better”
 - **Republicans:** 21% “worse,” 31% “better”

- *Looking ahead, do you think that a year from now you (and your family living with you) will be better off financially, or worse off, or just about the same as now? [All likely voters; n=827]*

Referendum Question: *School Sports / Bathrooms by Birth Sex*

"Do you want to change civil rights and education laws to require public schools to restrict access to bathrooms and sports based on the gender on the child's original birth certificate and allow students to sue the schools?"

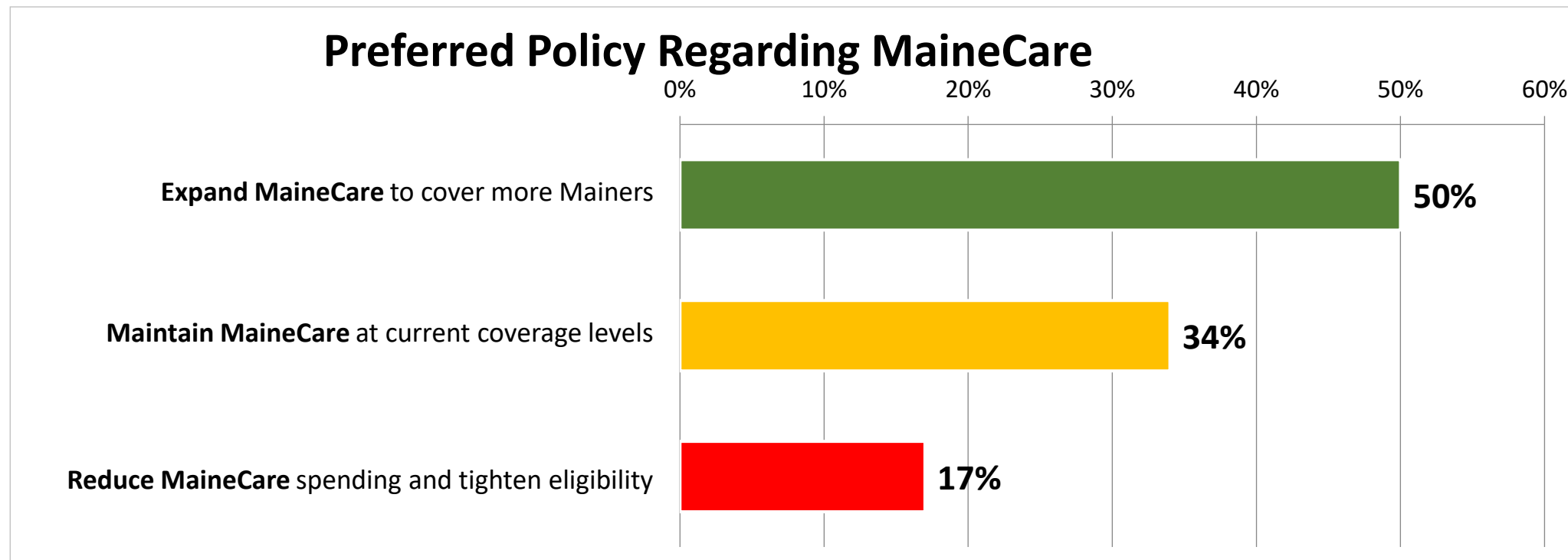


- When shown potential wording for the proposed referendum involving school sports and bathroom access, 44% said that they would expect to vote "Yes." 34% said that they would vote "No," while 22% were not sure.
- Support varied significantly based on respondents' party affiliation.
 - **Republicans support** the measure by a 74%-15% margin (12% undecided).
 - **Independents support** the measure by a 38%-31% margin (31% undecided).
 - **Democrats oppose** the measure by a 53%-28% margin (19% undecided).

- *The following question is expected to appear on Maine's November ballot. If the election were held today, would you vote yes or no? "Do you want to change civil rights and education laws to require public schools to restrict access to bathrooms and sports based on the gender on the child's original birth certificate and allow students to sue the schools?" [All likely voters; n=827]*

MaineCare Funding

Half of likely voters (50%) believe that Maine's next governor should expand MaineCare to cover more Mainers. 34% of respondents believe that MaineCare should be maintained at its current coverage levels, while 17% believe that MaineCare spending should be reduced.

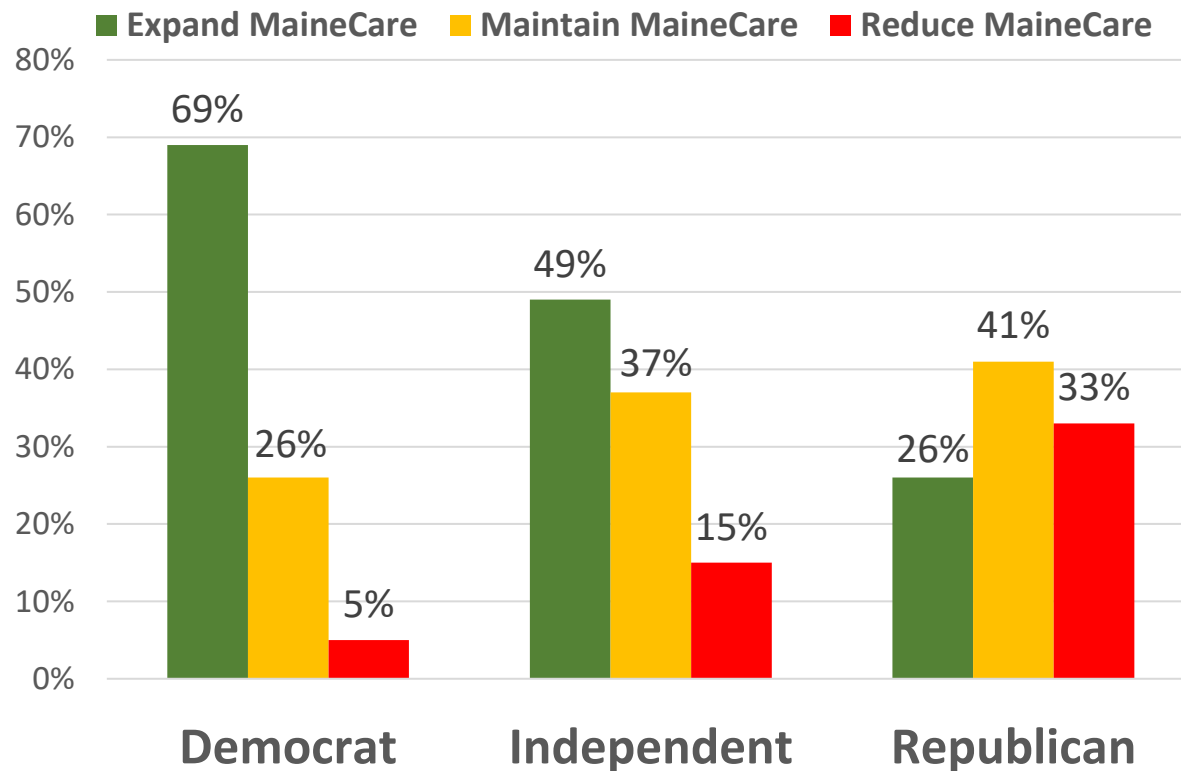


- *Maine's next governor will face decisions about the future of MaineCare, the state's Medicaid program. Which comes closest to your view of what they should do? [All likely voters; n=827]*

MaineCare Policy Preferences

Key Demographics

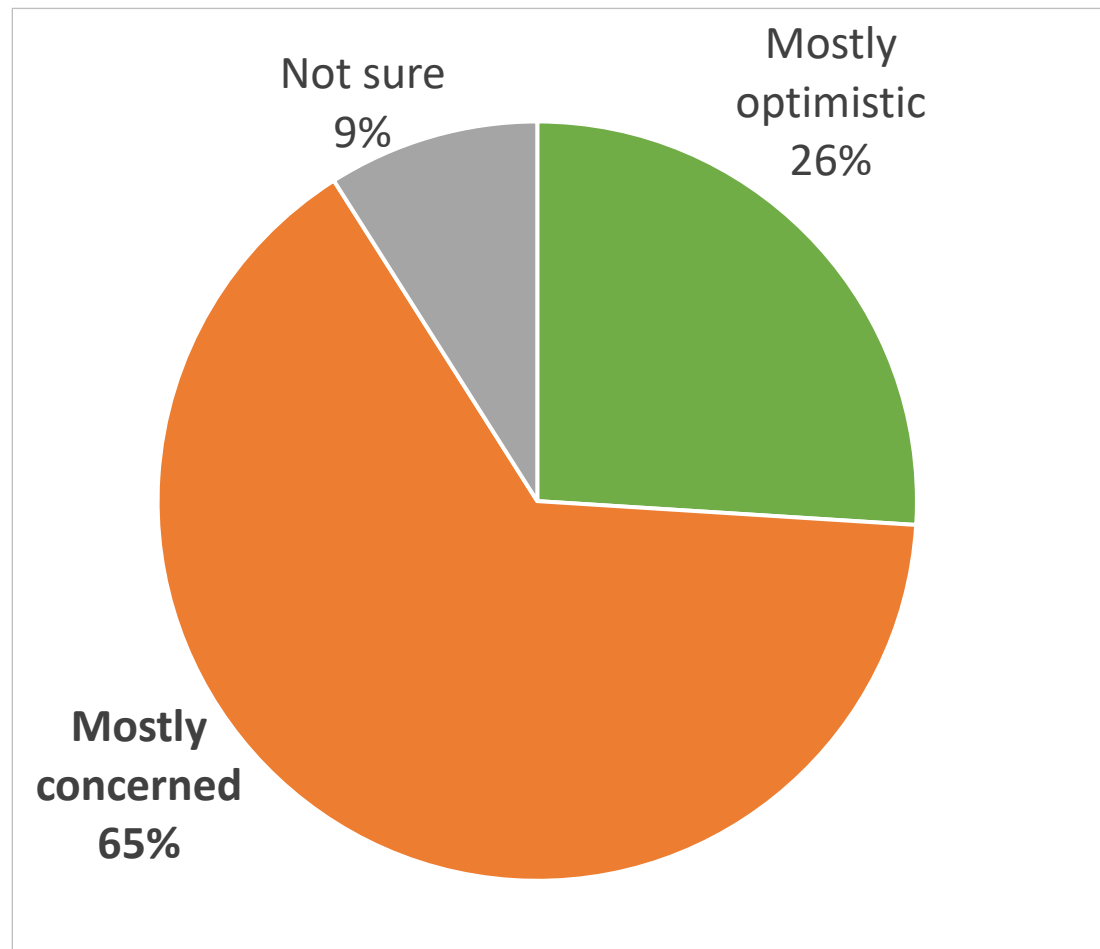
MaineCare Policy Preference by Party



- A majority of Democrats (69%) and a plurality of Independents (49%) support expanding MaineCare coverage.
- Republican respondents were split on this question, with 26% saying that the next governor should expand MaineCare coverage and 33% saying that the next governor should reduce MaineCare spending and tighten eligibility.

- *Maine's next governor will face decisions about the future of MaineCare, the state's Medicaid program. Which comes closest to your view of what they should do? [All likely voters; n=827]*

Perceived Impacts of Artificial Intelligence



- Nearly two-thirds of respondents (65%) said that they are “mostly concerned about the potential problems AI could cause.”
- 26% of respondents said they are “mostly optimistic about the opportunities AI provides,” while 9% said that they were “not sure.”
- 35% of those with household incomes of at least \$50,000 say that they are “mostly optimistic” compared to 15% of those with household incomes below \$50,000.

- *Thinking about the impact of artificial intelligence (AI) on society, which of the following best describes your feelings?*
[All likely voters; n=827]

IV. Demographics of the Sample

Demographics of the Sample

Political Party	
Democrat	33%
Republican	29%
Independent	32%
Other party	1%
Don't know / Prefer not to answer	5%

Level of Education	
Less than 4-year degree	64%
Four-year college degree or more	36%
Prefer not to answer	<1%

Demographics of the Sample

Age	
18-34	25%
35-54	29%
55+	46%
Prefer not to answer	<1%

Household Income Level	
Less than \$50,000	49%
\$50,000 to under \$100,000	31%
\$100,000 or more	16%
Don't know / Prefer not to answer	3%

Demographics of the Sample

Gender	
Female	50%
Male	50%
Non-binary	<1%
Prefer not to answer	<1%

Congressional District	
CD-1	50%
CD-2	50%